

SMD Fuse, 3.2 x 1.6 mm, Slow-Blow, 32 VAC, 63 VDC

new



UL 248-14 · 32 VAC · 63 VDC · Slow-Blow



Description

- UL characteristic
- High melting I²t-values
- High current ratings up to 25 A

Standards

- UL 248-14
- CSA C22.2 no. 248.14

Approvals

- UL File Number: E41599

Applications

- Secondary Protection DC and AC
- Circuits with inrush
- LCD Backlight DC-AC Inverter

References

[Packaging Details](#)

Weblinks

[pdf](#), [html](#), [General Product Information](#), [Approvals](#), [RoHS](#), [CHINA-RoHS](#), [e-Store](#), [SCHURTER-Stock-Check](#), [Distributor-Stock-Check](#)

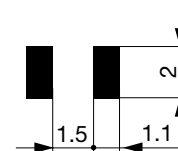
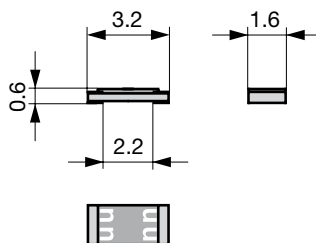
Technical Data

Rated Voltage	24 - 32VAC, 32 - 63VDC
Rated Current	7 - 25A
Breaking Capacity	100A - 400A
Characteristic	Slow-Blow
Mounting	PCB,SMT
Admissible Ambient Air Temp.	-55 °C to 90 °C
Climatic Category	55/090/21 acc. to IEC 60068-1
Material: Housing	Epoxyd Glass, UL 94V-0
Material: Terminals	Copper, Ni/Au-plated
Unit Weight	0.006 g
Storage Conditions	0 °C to 60 °C, max. 70% r.h.
Product Marking	Letter (see variants)

Soldering Methods	Reflow
Solderability	245 °C / 3 sec acc. to IEC 60068-2-58, Test Td
Resistance to Soldering Heat	260 +0/-5 °C / 30 sec acc. to IPC/JEDEC J-STD-020D, Level 1
Moisture Resistance Test	MIL-STD-202, Method 106E (50 cycles in a temp./mister chamber)
Terminal Strength	MIL-STD-202, Method 211A Deflection of board 1 mm for 1 minute
Case Resistance	acc. to EIA/IS-722, Test 4.7 >100 MΩ (between leads and body)
Resistance to Solvents	MIL-STD-202, Method 215A
Flammability	UL 94V-1 (acc. to EIA/IS-722, Test 4.12)

Dimensions

3.2 mm




Soldering pads

Pre-Arcing Time

Rated Current In 1.0 x In min. 2.5 x In max. 10.0 x In min. 10.0 x In max.

7 A - 25 A	4 h	5 s	1 ms	10 ms
------------	-----	-----	------	-------

Variants

Rated Current [A]	Rated Voltage [VAC]	Rated Voltage [VDC]	Marking	Breaking Capacity	Voltage Drop 1.0 In typ. [mV]	Cold Resistance typ. [mΩ]	Melting I ² t 8.0 In typ. [A ² s]		Order Number
7	32	63	mm	1)	73	8.5	8.7	●	3413.0326.xx
8	32	63	nn	1)	60	6.3	14	●	3413.0327.xx
10	32	63	oo	1)	69	5.45	21	●	3413.0328.xx
12	32	63	pp	1)	63	4.3	33	●	3413.0329.xx
15	32	63	qq	1)	57	3.15	65	●	3413.0330.xx
20	32	63	rr	1)	53	1.8	110	●	3413.0331.xx
25	32	63	ss	1)	48	1.3	220	●	3413.0332.xx

1) UL: 100 A @ 63 VDC, 100 A @ 32 VAC, 150 A @ 24 VAC/DC

1) Additional internal testing: 400 A @ 12 VDC, 600 A @ 9 VDC

Packaging Unit

- .xx = .11 Blister Tape (100 pcs.)
- .xx = .22 Blister Tape 18 cm Reel (1000 pcs.)
- .xx = .24 Blister Tape 18 cm Reel (5000 pcs.)
- .xx = .26 Blister Tape 33 cm Reel (15000 pcs.)

Time-Current-Curves

